





Kerry  
Express

Smart-EDI

	<b>Kerry Express (Thailand) Limited</b>			
Document Name	Smart-EDI Specification	Doc. number	#16-001	
Prepared by	Boonlerd Phimsen	Version	2.1.3	Page 2

### Table of contents

Version History.....	3
Endpoint Specification .....	3
Objective .....	3
RESTful Web API Method.....	3
1. Shipment Info.....	4
2. Shipment Status .....	7
Status Flow.....	9
Appendix .....	11
Table1 .Status Code for Requisition Response .....	11
Table2 .Shipment status code .....	11
Consignment Number format.....	12

	<b>Kerry Express (Thailand) Limited</b>			
Document Name	Smart-EDI Specification	Doc. number	#16-001	
Prepared by	Boonlerd Phimsen	Version	2.1.3	Page 3

## Version History

Version	By	Date	Description
2.0.0	Boonlerd Phimsen	24 March 2016	Smart-EDI for Customer Interface
2.0.1	Boonlerd Phimsen	17 May 2016	Update Error Code
2.0.2	Boonlerd Phimsen	4 June 2016	Update Header App ID, App Key
2.0.3	Boonlerd Phimsen	28 November 2016	Add new parameter and fixed bug
2.0.5	Nithinunt Manowaranunn	07 June 2017	Update dateformat, add whitelist
2.0.6	Nithinunt Manowaranunn	12 June 2017	Add function validation CCOD
2.0.8	Nattapol Amornrattanasiri	10 Oct 2017	Change Endpoint Specification
2.0.9	Nattapol Amornrattanasiri	25 Oct 2017	Add Lost, Damage Status
2.1.0	Nattapol Amornrattanasiri	07 Nov 2017	Add method shipment_info_pre_con
2.1.1	Nattapol Amornrattanasiri	21 Feb 2018	Add Status DPOD
2.1.2	Nattapol Amornrattanasiri	28 May 2018	Add Status RCV, DRCV, 005
2.1.3	Benjawan Bunjong	31 January 2019	Add Request pickup date, Request pickup time Add

## Endpoint Specification


Item	Description
Method	POST
Required/Response Request Header	Content-Type: application/json; charset=UTF-8 app_id: {Integration information - app_id} app_key: {Integration information - app_key}
Request timeout	Connection: 5 second Read: 20 second
Test URL	http://exch.th.kerryexpress.com/ediwebapi_uat
Production URL	http://exch.th.kerryexpress.com/ediwebapi

## Objective

Smart-EDI is proactive EDI that can push information from Kerry to Customer immediately once status get updated in Kerry's EDI system. Customer sides need to have URL for receiver information message from Kerry which is RESTful Web API.

## RESTful Web API Method

Information	Web API Method	Direction	When
1. Shipment Information	shipment_info	Customer call to Kerry	every time
2. Shipment Status	shipment_status	Kerry call to Customer	status updated

	Kerry Express (Thailand) Limited			
Document Name	Smart-EDI Specification	Doc. number	#16-001	
Prepared by	Boonlerd Phimsen	Version	2.1.3	Page 4

## 1. Shipment Info


Customer system can send "Shipment Info" to Kerry in json format which data elements as table below.

### Operation

Operation	{url}/SmartEDI/shipment_info
Users	Kerry's Customer
Direction	Customer -> Kerry

### Request parameter

Tag id	Data type	R/O	Description	Remark
<b>req/shipment</b>	<b>Single</b>			
con_no	String (13)	R	Consignment No.	This is the unique number for Kerry system *see consignment no format in appendix
s_name	String (100)	R	Sender Name	
s_address	String (200)	R	Sender Address	
s_village	String (100)	O	Sender Village	
s_soi	String (100)	O	Sender Soi	
s_road	String (100)	O	Sender Road	
s_subdistrict	String (100)	O	Sender Sub District	
s_district	String (100)	O	Sender District/Amphur	
s_province	String (100)	O	Sender Province	
s_zipcode	String (5)	R	Sender Zipcode	Fix 5 digits e.g. 11000
s_mobile1	String (10)	R	Sender Mobile 1	Fix 10 digits e.g. 0819999999 OR Fix 9 digits e.g. 021999999
s_mobile2	String (10)	O	Sender Mobile 2	Fix 10 digits e.g. 0819999999 OR Fix 9 digits e.g. 021999999
s_telephone	String (20)	O	Sender Telephone	
s_email	String (100)	O	Sender Email	Email address format e.g. sender@test.com
s_contact	String (100)	O	Sender Contact Person	
r_name	String (100)	R	Recipient Name	
r_address	String (200)	R	Recipient Address	
r_village	String (100)	O	Recipient Village	
r_soi	String (100)	O	Recipient Soi	
r_road	String (100)	O	Recipient road	
r_subdistrict	String (100)	O	Recipient Sub District	
r_district	String (100)	O	Recipient District/Amphur	
r_province	String (100)	O	Recipient Province	
r_zipcode	String (5)	R	Recipient Zipcode	


	<b>Kerry Express (Thailand) Limited</b>			
Document Name	Smart-EDI Specification	Doc. number	#16-001	
Prepared by	Boonlerd Phimsen	Version	2.1.3	Page 5

Tag id	Data type	R/O	Description	Remark
r_mobile1	String (10)	R	Recipient Mobile 1	Fix 10 digits e.g. 0819999999 OR Fix 9 digits e.g. 021999999
r_mobile2	String (10)	O	Recipient Mobile 2	Fix 10 digits e.g. 0819999999 OR Fix 9 digits e.g. 021999999
r_telephone	String (20)	O	Recipient Telephone	
r_email	String (100)	O	Recipient Email	Email address format e.g. recipient@test.com
r_contact	String (100)	O	Recipient Contact Person	
special_note	String (200)	O	Special Note	
service_code	String (10)	R	Service Code	{ND, 2D, 3D}; Default ND
cod_amount	Number (13)	O	COD Amount	0.00 = none COD; default 0.00
cod_type	String (10)	O	COD Type	{CASH, CHEQUE}
tot_pkg	Number (4)	R	Total Package	Start from 1
declare_value	Number (13)	O	Declare Value	Default 0.00
ref_no	String (20)	O	Reference No.	Customer reference number
merchant_id <i>*For marketplace cust.</i>	String (20)	O	Merchant ID	Merchant ID for Customer Market Place
original_consignment_no <i>*For marketplace cust.</i>	String (20)	O	Original Consignment No.	Use for delivery exchange
shipment_type <i>*For marketplace cust.</i>	Number (1)	O	Shipment Type	Default is "1" 1 = Delivery Shipment 2 = Exchange Delivery If you set shipment type=2 Then you set original consignment for system will mapping automatic 3 = Return 4 = Reroute 5 = SCL (Self Collection)
action_code	String (1)	O	Action Code	Default is "A" A = add new record, if there is existing record return duplicate U = Update, if no record found will be add new record D = delete * U and D will effect only in case shipment not pickup
req_pickup_date	String (10)	O	Request Pickup Date	Date format "yyyy-MM-dd"
req_pickup_time	String (8)	O	Request Pickup Time	Time format "HH:mm:ss"

Response parameter

Tag id	Data type	R/O	Description	Remark
resshipment	Single			

This is confidential and only use for Kerry's subscribers.

	Kerry Express (Thailand) Limited			
Document Name	Smart-EDI Specification	Doc. number	#16-001	
Prepared by	Boonlerd Phimsen	Version	2.1.3	Page 6


con_no	String (20)	R	Consignment No.	
status_code	String (3)	R	Status Code	*See Table1 in appendix
status_desc	String (50)	R	Status description	

Example: Shipment Info

String JSON request;

```
{
  "req": {
    "shipment": {
      "con_no": "KEX1701000001",
      "s_name": "KERRY EXPRESS(Thailand) CO., LTD.",
      "s_address": "900/999",
      "s_village": "HUBN ประชาชื่น",
      "s_soi": "ประชาชื่น 32",
      "s_road": "ประชาชื่น",
      "s_subdistrict": "วงศ์สว่าง",
      "s_district": "บางซื่อ",
      "s_province": "BANGKOK",
      "s_zipcode": "10310",
      "s_mobile1": "0812345678",
      "s_mobile2": "",
      "s_telephone": "0-2935-6799 # 300",
      "s_email": "",
      "s_contact": "คุณปรีชา มากมี",
      "r_name": "PHUTTACHINNARAT PITSANULOK HOSPITAL",
      "r_address": "1",
      "r_village": "ฟ้าใสวิลล์",
      "r_soi": "",
      "r_road": "",
      "r_subdistrict": "ท่าทราย",
      "r_district": "เมืองพินนุโลก",
      "r_province": "พินนุโลก",
      "r_zipcode": "65000",
      "r_mobile1": "0819990012",
      "r_mobile2": "",
      "r_telephone": "",
      "r_email": "",
      "r_contact": "คุณศิริวัฒน์ เมืองงาม",
      "special_note": "เก็บเงินปลายทาง COD",
      "service_code": "ND",
      "cod_amount": 2500,
      "cod_type": "CASH",
      "tot_pkg": 2,
      "declare_value": 0,
      "ref_no": "REF-3359000187",
    }
  }
}
```

This is confidential and only use for Kerry's subscribers.

	Kerry Express (Thailand) Limited			
Document Name	Smart-EDI Specification	Doc. number	#16-001	
Prepared by	Boonlerd Phimsen	Version	2.1.3	Page 7

```

    "action_code": "A",
    "req_pickup_date": "2019-01-31",
    "req_pickup_time": "13:00:00"
  }
}
}

```

String JSON Response which successfully.

```

{
  "res": {
    "shipment": {
      "con_no": "KEX1701000001",
      "status_code": "000",
      "status_desc": "Success Requisition"
    }
  }
}

```

## 2. Shipment Status


Kerry will post "Shipment status" to customer by RESTful Web API which data in json format. The status will send immediately once status get updated in Kerry EDI system.

### Operation

Operation	{customer url}/shipment_status * Customer need to provide URL to Kerry which have method "shipment_status"
Users	Kerry EDI
Direction	Kerry -> Customer

Request parameter – Kerry's EDI will send shipment status to customer through URL that provided by customer

Tag id	Data type	R/O	Description	Remark
<b>req/ Consignment</b>	<b>Array</b>			
con_no	String (20)	R	Consignment No.	
status_code	String (10)	R	Status Code	*See Table2 in appendix
status_desc	String (250)	R	Status Description	Description of status code
status_date	String (16)	R	Status Date time	Status date/time Format: yyyy-MM-dd HH:mm:ss
update_date	String (19)	R	Update Date time	Date/Time status has been input Format: yyyy-MM-dd HH:mm:ss
ref_no	String (20)	O	Reference No.	Customer reference number, or new tracking number when Kerry created for delivery to new address or return to sender

	Kerry Express (Thailand) Limited			
Document Name	Smart-EDI Specification	Doc. number	#16-001	
Prepared by	Boonlerd Phimsen	Version	2.1.3	Page 8

Tag id	Data type	R/O	Description	Remark
location	String (50)	O	Location	Location for each status

Response parameter – *customer's EDI need to response to Kerry for acknowledge shipment status*

Tag id	Data type	R/O	Description	Remark
<b>res/status</b>	<b>Single</b>			
status_code	String (3)	R	Status Code	000 =Successful In case customer system response which another code, we will retry again one time in next 30 minutes.
status_desc	String (100)	R	Status Description	

#### Example: Shipment Status


String JSON request;

```
{
  "req": {
    "status": {
      "con_no": "KERY0000000001",
      "status_code": "010",
      "status_desc": "Shipment picked-up",
      "status_date": "2014-06-09 15:00:00",
      "update_date": "2014-06-09 15:07:35",
      "ref_no": "REF-3359000187",
      "location": "Bangkok",
    }
  }
}
```

String JSON Response which successfully.

```
{
  "res": {
    "status": {
      "status_code": "000",
      "status_desc": "Successful"
    }
  }
}
```



	Kerry Express (Thailand) Limited				
Document Name	Smart-EDI Specification	Doc. number	#16-001		
Prepared by	Boonlerd Phimsen	Version	2.1.3	Page	9

## Status Flow

There are many possibility of status flow base on Kerry's operation work process. The scenario will show mostly cases that can happened in Kerry's EDI system.

### 1. Scenario A: Normal Shipment

Most shipment is applied with this scenario as shipment picked up and then we can deliver to customer.

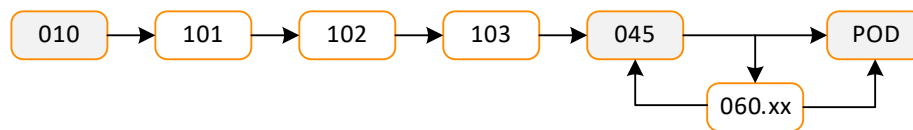
Status [010], [045] and [POD] is the checkpoint for this kind of shipment.

[101]: **Arrived to origin station** will have only in case of the Shipment have go to the some station before arrived to Hub. Example shipment from Chaingmai and destination at Hadyai will have this status. The most of shipment picked-up in Bangkok may don't have this status because of after shipment picked-up then direct to Hub [102].

[102]: **Arrived Hub/Transit** will have only shipment passed our Hub. Some shipment picked-up in upcountry and delivery in the same region may don't have this status. Example shipment from Chaingmai and destination at Chaingrai.

[103]: **Arrive at Destination station** will have only the shipment that not picked-up and deliver in the same station.

[060.xx]: **Delivery unsuccessful** will have when we attempt to delivery but can't delivery which have some the reason.




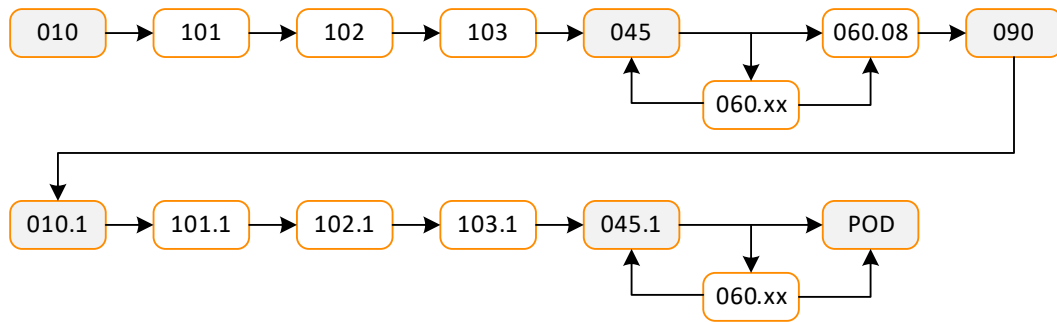
### 2. Scenario B: Customer asked for change address for delivery

Some shipment customer asked for delivery to new address. So in the internal operation will close the original job (Consignment Number) and created the new job (new Consignment Number) for delivery to new address. But EDI will keep track by the same original Consignment Number and give you the new Consignment Number in tag **ref\_no**.

[090]: **On the way to new address** is the checkpoint for this kind of shipment.

[010.1], [101.1], [102.1], [103.1] and [045.1] is the same meaning as scenario A just indicated that this status is under new Consignment Number.

	Kerry Express (Thailand) Limited			
Document Name	Smart-EDI Specification	Doc. number	#16-001	
Prepared by	Boonlerd Phimsen	Version	2.1.3	Page 10



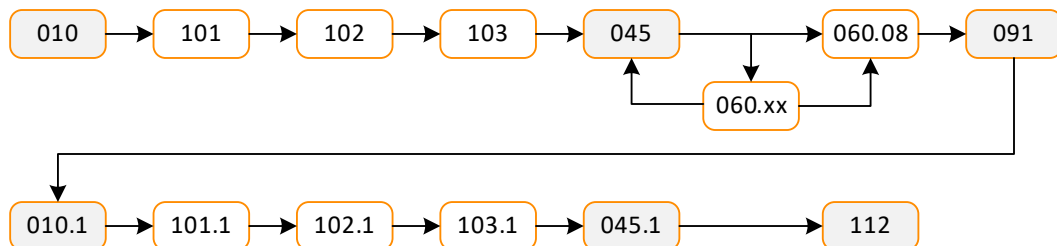
### 3. Scenario C: Shipment return to origin (shipper)


Some shipment can't delivery and need to return back to the shipper. So in the internal operation will close the original job (Consignment Number) and created the new job (new Consignment Number) for delivery back to the shipper. But EDI will keep track by the same original Consignment Number and give you the new Consignment Number in tag **ref\_no**.

[091]: **On the way back to shipper** is the checkpoint for this kind of shipment.

[010.1], [101.1], [102.1], [103.1] and [045.1] is the same meaning as scenario A just indicated that this status is under new Tracking Number.

[112]: **Undelivered shipment return to origin** is indicated that the shipment already arrived to the shipper.



	Kerry Express (Thailand) Limited			
Document Name	Smart-EDI Specification	Doc. number	#16-001	
Prepared by	Boonlerd Phimsen	Version	2.1.3	Page 11


## Appendix

**Table1: Status Code for Requisition Response**

Code	Description
000	Success Requisition
001	Log in fail, invalid app_key or app_id
002	Duplicate Consignment No, only case action is "A"
003	Invalid Recipient Zipcode
004	Invalid Sender Zipcode
005	Invalid Service Code
006	Shipment already picked-up, cannot update/delete
007	Action Code Error
100	Require Information Parameter
999	Unsuccessful Requisition / Undefined error exception, return windows exception message

**Table2: Shipment status code**

Code	Description
010	Shipment picked up
101	Arrived at origin station
102	Arrived at Hub/Transit station
103	Arrived at destination station
045	Out for delivery
POD	Delivery successfully*
RCV	Received at location
005	Drop-off
060.01	Delivery unsuccessful due to Wrong Address
060.02	Delivery unsuccessful due to Cannot contact via phone
060.03	Delivery unsuccessful due to Consignee refused the package
060.04	Delivery unsuccessful due to Customer not in/home, office closed
060.05	Delivery unsuccessful due to Package damaged
060.06	Delivery unsuccessful due to Consignee asked to postpone delivery
060.07	Delivery unsuccessful due to Consignee refused to pay COD
060.08	Delivery unsuccessful due to change address
060.99	Delivery unsuccessful, pending for action
090	On the way to new address
091	On the way back to shipper
010.1	Shipment picked up*
101.1	Arrived at origin station*
102.1	Arrived at Hub/Transit station*
103.1	Arrived at destination station*
045.1	Out for delivery*

	Kerry Express (Thailand) Limited			
Document Name	Smart-EDI Specification	Doc. number	#16-001	
Prepared by	Boonlerd Phimsen	Version	2.1.3	Page 12

Code	Description
112	Undelivered shipment returns to origin
113	Lost
114	Damage
DPOD	Delete POD Status
DRCV	Delete RCV Status

\* POD : when order status send to customer the description display the consignee name.

\*010.1, 101.1, 102.1, 103.1 and 045.1 : this status will show when Kerry crated new shipment for send to new address or return to shipper.

### Consignment Number format

Kerry is the one to providing the Consignment Number format to avoid the data duplicate in Kerry's system.

The Consignment Number is the combination between Prefix and Suffix which is have 13 digits in total.

**Prefix** is alphabet 4-6 digits. Kerry will provide this prefix to customer once agreement get signed.

**Suffix** is running number (0-9).

#### Example:

Prefix = "TEST", so Consignment Number range is TEST000000001 – TEST999999999